



2017-18 Digital Brochure

| | |
|-------------|----------------|
| Page 2: | Intro |
| Page 3: | New Designs |
| page 4-5: | Classic Metals |
| Page 6-7: | Design Metals |
| Page 8-9: | Product Ref. |
| Page 10-43: | Project Photos |




Let's Crank Some Metal.

Chemetal is committed to beautiful and innovative metal designs and laminates for interior spaces. We make many of our materials; deeply brushing, aging and adding patinas by hand and machine. Our designs are unique works of art, created with a manufacturing consistency to ensure repeatability.





































We also source some of the best metal designs the world over. It adds up to what we consider the most expansive collection of metal designs for interiors that you'll find anywhere. We back it up with exceptional sales and customer service that cares about getting it right.

Chemetal is family-owned, and has been in business for over 50 years. Our materials are sold worldwide through our international distributor network. Contact us directly for the nearest distributor, or for samples of our metal designs and laminates. We look forward to working with you.



Introducing Glowing Metals.

Warmer, richer, more energetic metal designs and laminates. It's our largest new material introduction ever.

| | | | | | |
|---|---|---|--|--|---|
| <p>NEW</p>  <p>#901-T Polished Aluminum Triangles</p> | <p>NEW</p>  <p>#903-T Polished Brass Triangles</p> | <p>NEW</p>  <p>#943-T Polished Bronze Triangles</p> | <p>NEW</p>  <p>#901-D Polished Aluminum Dome</p> | <p>NEW</p>  <p>#903-D Polished Brass Dome</p> | <p>NEW</p>  <p>#943-D Polished Bronze Dome</p> |
| <p>NEW</p>  <p>#158 Kauai Gloss Magnetic Dry Erase</p> | <p>NEW</p>  <p>#236 Metawave Bronze Aluminum</p> | <p>NEW</p>  <p>#237 Metawave Black Aluminum</p> | <p>NEW</p>  <p>#254 Hammered Bronze Aluminum</p> | <p>NEW</p>  <p>#255 Hammered Slate Aluminum</p> | <p>NEW</p>  <p>#275 Vintage Mesh Aluminum</p> |
| <p>NEW</p>  <p>#303 Aged Copper</p> | <p>NEW</p>  <p>#304 Aged Copper Dark</p> | <p>NEW</p>  <p>#305 Antique Brushed Brass Dark</p> | <p>NEW</p>  <p>#306 Brass Jellyfish</p> | <p>NEW</p>  <p>#335 Seurat</p> | <p>NEW</p>  <p>#611 Philosophy Aluminum</p> |
| <p>NEW</p>  <p>#612 Chronometer Aluminum</p> | <p>NEW</p>  <p>#613 Ember Aluminum</p> | <p>NEW</p>  <p>#614 Beowulf Aluminum</p> | <p>NEW</p>  <p>#615 Cement Aluminum</p> | <p>NEW</p>  <p>#616 Brass Etch Aluminum</p> | <p>NEW</p>  <p>#617 Steel Etch Aluminum</p> |
| <p>NEW</p>  <p>#618 Black and Tan Aluminum</p> | <p>NEW</p>  <p>#707 Cross Brush Aluminum</p> | <p>NEW</p>  <p>#717 Black Brushed Aluminum</p> | <p>NEW</p>  <p>#724 Champagne Brushed Aluminum</p> | <p>NEW</p>  <p>#933 Rose Gold Aluminum</p> | <p>NEW</p>  <p>#934 Light Bronze Aluminum</p> |
| <p>NEW</p>  <p>#935 Dark Bronze Aluminum</p> | <p>NEW</p>  <p>#936 Champagne Brass Aluminum</p> | <p>NEW</p>  <p>#937 Antique Copper Aluminum</p> | <p>NEW</p>  <p>#943 Polished Bronze Aluminum</p> | <p>NEW</p>  <p>#944 Glowing Bronze Aluminum</p> | <p>NEW</p>  <p>#950 Brushed Blued Aluminum</p> |

Designs shown here are only photographic representations and subject to variation in appearance due to photography and printing. Please obtain a product sample before specifying.



They say nothing mixes well with scotch. Except our metals.

Classic Metals from Chemetal are our most popular metals, with good reason.

Chemetal has the largest collection of these HPL and solid metals that you'll find anywhere. Think stainless appliance look with 46 design choices. Aluminum. Stainless. Brass. Copper. Bronze. Black. And more (Like #906 Brushed Copper Aluminum shown above). These materials are design work horses, ideal for inlays, cut-to-size, strips, panels and anywhere you want the modern, luxurious and energetic look of real metal. Classic Metals are available in 3 Series, each with advantages specific to your use and budget:

700 Series HPL Classics

Benefits:

- True high pressure metal laminates, metal foil fused to laminate backer.
- European quality, made in Germany.
- Huge selection. Many design choices that emulate brass, copper bronze and stainless.
- HPL laminate backer offers increased impact resistance.
- Easy to fabricate using woodworking equipment.
- Lightweight, apply like traditional laminates.
- Stainless steel options. (special blade needed for cutting).
- Budget brushed aluminum and stainless aluminum options.

800 Series Traditional Classics

Benefits:

- Impressive depth of design, these are rich chrome plated and solid brass metals.
- Durable designs.
- Sourced in USA.
- Contributes to LEED for recycled content.
- Material without backer can be bent or adhered to substrate for clean edge.
- 2 foot width, 8' and 10' length plus custom lengths and sizes.



900 Series Anodized Classics

Benefits:

- Durable anodized aluminum, made in USA.
- Cost-effective design material.
- Can be bent or adhered directly to substrate for clean edge.
- Aluminum is a soft metal, fabricated with woodworking equipment.
- Contributes to LEED for recycled content.
- Available with low pressure backer or find HPL match in 700 Series.
- 4 foot width, 8' and 10' length plus custom lengths and sizes.

700 Series



#701 Polished Alum.



#702 Brushed Alum.



#703 Polished Brass Alum.



#704 Brushed Light Brass Alum.



#706 Satin Copper




NEW
#707 Cross Brush Aluminum



#712 Brushed Stainless Steel



NEW
#717 Black Brushed Aluminum



#719 Satin Silver Alum.



#720 Brushed Smoked Alum.




#721 Oiled Brushed Bronze Alum.



NEW
#724 Champagne Brushed Aluminum



#727 Light Stainless Steel Alum.




#791 Natural Brushed Alum.



#796 Stainless Steel Alum.

800 Series



#801 Polished Chrome



#802 Satin Chrome



#803 Polished Solid Brass



#804 Satin Solid Brass




#812 Satin Smoked Chrome



#814 Satin Golden Bronze


900 Series




#901 Polished Alum.



#902 Brushed Alum.



#903 Polished Brass Alum.



#904 Brushed Light Brass Alum.




#906 Brushed Copper Alum.




#908 Satin Black Alum.




#909 Satin Silver Alum.



#910 Satin Gold Alum.



#911 Polished Smoked Alum.



#912 Satin Bronze Alum.



#915 Brushed Brass Alum.



#916 Brushed Pewter Alum.



#917 Brushed Black Alum.



#924 Bronze Stainless Steel Alum.



#925 Brushed Medium Bronze Alum.



#927 Light Stainless Steel Alum.



#931 Brushed Golden Alum.




NEW
#933 Rose Gold Aluminum




NEW
#934 Light Bronze Aluminum



NEW
#935 Dark Bronze Aluminum



NEW
#936 Champagne Brass Aluminum



NEW
#937 Antique Copper Aluminum



NEW
#943 Polished Bronze Aluminum



NEW
#944 Glowing Bronze Aluminum



NEW
#950 Brushed Blued Aluminum

Chemetal Classic Metals

Designs shown here are only photographic representations and subject to variation in appearance due to photography and printing. Please obtain a product sample before specifying.



800 807-7341 chemetal.com



#901-T
Polished Aluminum
Triangles



#903-T
Polished Brass Triangles




#943-T
Polished Bronze Triangles



#901-D
Polished Aluminum Dome




#903-D
Polished Brass Dome



#943-D
Polished Bronze Dome

100 Series



#102
Micro Steel

Magnetic Laminates



#150
HPL Magnetic Board



#151
Black Magnetic Chalkboard



#152
White Gloss Magnetic
Dry Erase



#153
White Satin Magnetic



NEW
#158
Kauai Gloss Magnetic
Dry Erase

200 Series



#160
White Gloss Magnetic
Dry Erase Steel



#216
Footplate



#217
Reptilian



#218
Cobblestone



#221
Argenta



#223
Chromium



#227
Venetian Horizontal




#230
Moonscape




#231
Metawave




#232
Metawave Dark



NEW
#236
Metawave Bronze
Aluminum



NEW
#237
Metawave Black
Aluminum



#253
Metropolis



NEW
#254
Hammered Bronze
Aluminum




NEW
#255
Hammered Slate
Aluminum



#260
Champagne Leaf



#262
Red Rock



NEW
#275
Vintage Mesh
Aluminum



#303
Aged Copper



NEW
#304
Aged Copper Dark



NEW
#305
Antique Brushed Brass
Dark



NEW
#306
Brass Jellyfish



#310
Antiqued Brushed



#314
Mayan



#315
Canterbury



#317
Aurora



#318
Essex




#325
Statuary



NEW
#335
Seurat



#337
Aged Brass



#338
Aged Brass Dark



#340
Monet




#346
Graphite



#349
Factory




#350
Factory Dark



#352
Alu Light



#353
Alu Medium



#354
Alu Dark


Chemetal Metal Designs

Designs shown here are only photographic representations and subject to variation in appearance due to photography and printing. Please obtain a product sample before specifying.




800 807-7341 chemetal.com


400 & 500 Series



#406
Circles



#413
Linear




#414
Nomadic



#420
Cascade



#423
Swirled Copper




#427
Placid




#440
Crescendo




#443
Plume




#444
Feathered Aluminum




#451
Serpentine



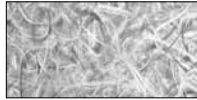
#452
Ribbon



#501
Noodle Bar



#504
Grasshopper



#505
Butterfly Effect



#600
Weathered Alum.




#601
Deep Bronze Alum.



#606
Blackened Aluminum




#607
Core Aluminum



#608
Gotham Aluminum



#609
Gilt Aluminum



#610
Khaleesi Aluminum



NEW
#611
Philosophy Aluminum



NEW
#612
Chronometer
Aluminum



NEW
#613
Ember Aluminum



NEW
#614
Beowulf Aluminum




NEW
#615
Cement Aluminum



NEW
#616
Brass Etch Aluminum



NEW
#617
Steel Etch Aluminum



NEW
#618
Black and Tan
Aluminum

600 Series

Chemetal Metal Designs

Designs shown here are only photographic representations and subject to variation in appearance due to photography and printing. Please obtain a product sample before specifying.

Chemetal Product Reference

Thickness (in inches)

| Dome/Triangles 900 Series Polished | Sheet Size | Base Metal | HPL | Phenolic | Metal | Weight sq ft |
|--|--------------------|---------------|------|----------|-------|-----------------|
| 901 -T Clear Polished Triangles | 4' x 8' | Aluminum | | .055 | .025 | .359 lb / sq ft |
| 903 -T Brass Polished Triangles | 4' x 8' | Aluminum | | .055 | .025 | .359 lb / sq ft |
| 943 -T Bronze Polished Triangles | 4' x 8' | Aluminum | | .055 | .025 | .359 lb / sq ft |
| 901 -D Clear Polished Dome | 4' x 8' | Aluminum | | .055 | .025 | .359 lb / sq ft |
| 903 -D Brass Polished Dome | 4' x 8' | Aluminum | | .055 | .025 | .359 lb / sq ft |
| 943 -D Bronze Polished Dome | 4' x 8' | Aluminum | | .055 | .025 | .359 lb / sq ft |
| 100 Series | Sheet Size | Base Metal | HPL | Phenolic | Metal | Weight sq ft |
| 102 Micro Steel Aluminum | 4' x 8' | Aluminum | | | .025 | .30 lb / sq ft |
| Magnetic and Dry Erase | Sheet Size | Base Metal | HPL | Phenolic | Metal | Weight sq ft |
| 150 HPL Magnetic Board | 4' x 8' | Iron/Melamine | .033 | | | .58 lb / sq ft |
| 151 Black Magnetic Chalkboard | 4' x 8' | Iron/Melamine | .033 | | | .58 lb / sq ft |
| 152 White Gloss Magnetic Dry Erase | 4' x 8' , 4' x 10' | Iron/Melamine | .043 | | | .58 lb / sq ft |
| 153 White Satin Magnetic | 4' x 8' | Iron/Melamine | .043 | | | .58 lb / sq ft |
| 158 Kauai Gloss Magnetic Dry Erase | 4' x 8' | Iron/Melamine | .043 | | | .58 lb / sq ft |
| 160 White Gloss Magnetic Dry Erase | 4' x 8' , 4' x 10' | Steel | | .05 | .023 | .94 lb / sq ft |
| 200 Series | Sheet Size | Base Metal | HPL | Phenolic | Metal | Weight sq ft |
| 216 Footplate | 4' x 8' | Aluminum | .055 | | | .42 lb / sq ft |
| 217 Reptilian | 4' x 8' | Copper | .055 | | | .42 lb / sq ft |
| 218 Cobblestone | 4' x 8' | Copper | .055 | | | .42 lb / sq ft |
| 221 Argenta | 4' x 8' | Aluminum | .055 | | | .42 lb / sq ft |
| 223 Chromium | 4' x 8' | Aluminum | .055 | | | .42 lb / sq ft |
| 227 Venetian Horizontal | 4' x 8' | Aluminum | .055 | | | .42 lb / sq ft |
| 230 Mooncape | 4' x 8' | Copper | .055 | | | .42 lb / sq ft |
| 231 Metawave | 4' x 8' | Aluminum | .055 | | | .42 lb / sq ft |
| 232 Metawave Dark | 4' x 8' | Aluminum | .055 | | | .42 lb / sq ft |
| 236 Metawave Bronze | 4' x 8' | Aluminum | .055 | | | .42 lb / sq ft |
| 237 Metawave Black | 4' x 8' | Aluminum | .055 | | | .42 lb / sq ft |
| 253 Metropolis | 4' x 8' | Aluminum | .055 | | | .42 lb / sq ft |
| 254 Hammered Bronze | 4' x 8' | Aluminum | .055 | | | .42 lb / sq ft |
| 255 Hammered Slate | 4' x 8' | Aluminum | .055 | | | .42 lb / sq ft |
| 260 Champagne Leaf | 4' x 8' | Aluminum | .055 | | | .42 lb / sq ft |
| 262 Red Rock | 4' x 8' | Copper | .055 | | | .42 lb / sq ft |
| 275 Vintage Mesh | 4' x 8' | Aluminum | .055 | | | .42 lb / sq ft |
| 300 Series | Sheet Size | Base Metal | HPL | Phenolic | Metal | Weight sq ft |
| 303 Aged Copper | 2' x 8' , 2' x 10' | Copper | | .042 | .016 | .94 lb / sq ft |
| 304 Aged Copper Dark | 2' x 8' , 2' x 10' | Copper | | .042 | .016 | .94 lb / sq ft |
| 305 Antique Brushed Brass Dark | 2' x 8' , 2' x 10' | Brass | | .044 | .016 | .89 lb / sq ft |
| 306 Brass Jellyfish | 2' x 8' , 2' x 10' | Brass | | .044 | .016 | .89 lb / sq ft |
| 310 Antiqued Brushed | 2' x 8' , 2' x 10' | Brass | | .044 | .016 | .89 lb / sq ft |
| 314 Mayan | 4' x 8' , 4' x 10' | Copper | .043 | | | .344 lb / sq ft |
| 315 Canterbury | 4' x 8' , 4' x 10' | Copper | .043 | | | .344 lb / sq ft |
| 317 Aurora | 4' x 8' , 4' x 10' | Copper | .043 | | | .344 lb / sq ft |
| 318 Essex | 4' x 8' , 4' x 10' | Copper | .043 | | | .344 lb / sq ft |
| 325 Statuary | 2' x 8' , 2' x 10' | Brass | | .044 | .016 | .89 lb / sq ft |
| 335 Seurat | 2' x 8' , 2' x 10' | Brass | | .044 | .016 | .89 lb / sq ft |
| 337 Aged Brass | 2' x 8' , 2' x 10' | Brass | | .044 | .016 | .89 lb / sq ft |
| 338 Aged Brass Dark | 2' x 8' , 2' x 10' | Brass | | .044 | .016 | .89 lb / sq ft |
| 340 Monet | 4' x 8' , 4' x 10' | Copper | .043 | | | .344 lb / sq ft |
| 346 Graphite | 4' x 8' | Aluminum | | .05 | .020 | .284 lb / sq ft |
| 349 Factory | 4' x 8' | Aluminum | | .05 | .020 | .284 lb / sq ft |
| 350 Factory Dark | 4' x 8' | Aluminum | | .05 | .020 | .284 lb / sq ft |
| 352 Alu Lite | 4' x 8' , 4' x 10' | Aluminum | | .05 | .020 | .284 lb / sq ft |
| 353 Alu Medium | 4' x 8' , 4' x 10' | Aluminum | | .05 | .020 | .284 lb / sq ft |
| 354 Alu Dark | 4' x 8' , 4' x 10' | Aluminum | | .05 | .020 | .284 lb / sq ft |
| 400 Series | Sheet Size | Base Metal | HPL | Phenolic | Metal | Weight sq ft |
| 406 Circles | 4' x 8' | Aluminum | | .05 | .020 | .284 lb / sq ft |
| 413 Linear (tints available) | 4' x 8' , 4' x 10' | Aluminum | | .05 | .020 | .284 lb / sq ft |
| 414 Nomadic (tints available) | 4' x 8' , 4' x 10' | Aluminum | | .05 | .020 | .284 lb / sq ft |
| 420 Cascade (tints available) | 4' x 8' , 4' x 10' | Aluminum | | .05 | .020 | .284 lb / sq ft |
| 423 Swirled Copper | 2' x 8' , 2' x 10' | Copper | | .042 | .016 | .756 lb / sq ft |
| 427 Placid (tints available) | 4' x 8' , 4' x 10' | Aluminum | | .05 | .020 | .284 lb / sq ft |
| 440 Crescendo (tints available) | 4' x 8' , 4' x 10' | Aluminum | | .05 | .020 | .284 lb / sq ft |
| 443 Plume | 4' x 8' , 4' x 10' | Aluminum | | .05 | .020 | .284 lb / sq ft |
| 444 Feathered | 4' x 8' , 4' x 10' | Aluminum | | .05 | .020 | .284 lb / sq ft |
| 451 Serpentine | 4' x 8' | Aluminum | | .05 | .020 | .284 lb / sq ft |
| 452 Ribbon | 4' x 8' | Aluminum | | .05 | .020 | .284 lb / sq ft |
| 500 Series | Sheet Size | Base Metal | HPL | Phenolic | Metal | Weight sq ft |
| 501 Noodle Bar (tints available) | 4' x 8' , 4' x 10' | Aluminum | | .05 | .020 | .284 lb / sq ft |
| 504 Grasshopper (tints available) | 4' x 8' , 4' x 10' | Aluminum | | .05 | .020 | .284 lb / sq ft |
| 505 Butterfly Effect (tints available) | 4' x 8' , 4' x 10' | Aluminum | | .05 | .020 | .284 lb / sq ft |

Weights shown reflect standard way material is stocked.

Product Reference



metal designs and laminates
chemetal.com / 800 807-7341
sales@chemetal.com

CHEMETAL TECHNICAL DATA

Below please find an abbreviated version of our technical data. More complete info is viewable and downloadable at chemetal.com.

USE:

Chemetal metal designs and laminates are recommended for interior use on vertical and light-duty horizontal surfaces. Please contact Chemetal if you are uncertain about the use of Chemetal in any application. Caution should be taken on surfaces that may be exposed to harsh chemicals, acidic beverages (alcohol, colas, etc.) without cleaning surface for lengthy periods of time.

STORAGE:

Store flat, not on edge. The laminates should be stored face-up in a cool, dry area and in a completely supported flat position. Use a top sheet of chipboard or similar material to hold stored sheets flat. Protect material from twist, rack and edge damage.

HANDLING:

Many Chemetal designs are solid aluminum and may distort or kink if handled incorrectly. To prevent surface distortion, large sheets should be handled by two people and transported face up. Additionally, please view our "How to Handle Chemetal" video at chemetal.com under Downloads>Videos.

PROTECTIVE MASK:

Although Chemetal is supplied with a protective mask, care should be taken when handling. Exposure of masked sheets to light or heat for long periods of time may cause problems with the removal of the protective mask. It is recommended to leave mask on surface of the laminates during fabrication. Additionally, masking tape, or extra protection in routing work, may be applied over the protective mask. Color uniformity and other quality checks should be carried out on the sheets beforehand by lifting up the edge of the mask and laying or taping back down.

CLEANING AND MAINTENANCE:

Clean with a soft cloth using mild soap and water or nonabrasive glass and metal cleaning liquids. Do not use ammonia, abrasive cleaners or pads, or harsh solvents. Magnetic board should be cleaned with magnetic board cleaner.

SHIPPING:

Many Chemetal designs may be rolled for shipping. Magnetic laminates (150 Series and #160), solid metal sheets and sheets with a low pressure laminate backer added cannot be rolled. The exception: 24" wide designs with low pressure laminate backer.

Chemetal Product Reference cont.

| 600 Series | Sheet Size | Base Metal | Thickness (in inches) | | | Weight sq ft |
|------------------------------------|-------------------|------------|-----------------------|----------|-------|-----------------|
| | | | HPL | Phenolic | Metal | |
| 600 Weathered Aluminum | 4' x 8' | Aluminum | | .055 | .025 | .359 lb / sq ft |
| 601 Deep Bronze Aluminum | 4' x 8' | Aluminum | | .055 | .025 | .359 lb / sq ft |
| 606 Blackened Aluminum | 4' x 8' | Aluminum | | .055 | .025 | .359 lb / sq ft |
| 607 Core Aluminum | 4' x 8' | Aluminum | | .055 | .025 | .359 lb / sq ft |
| 608 Gotham Aluminum | 4' x 8' | Aluminum | | .055 | .025 | .359 lb / sq ft |
| 609 Gilt Aluminum | 4' x 8' | Aluminum | | .055 | .025 | .359 lb / sq ft |
| 610 Khaleesi Aluminum | 4' x 8' | Aluminum | | .055 | .025 | .359 lb / sq ft |
| 611 Philosophy Aluminum | 4' x 8' | Aluminum | | .055 | .025 | .359 lb / sq ft |
| 612 Chronometer Aluminum | 4' x 8' | Aluminum | | .055 | .025 | .359 lb / sq ft |
| 613 Ember Aluminum | 4' x 8' | Aluminum | | .055 | .025 | .359 lb / sq ft |
| 614 Beowulf Aluminum | 4' x 8' | Aluminum | | .055 | .025 | .359 lb / sq ft |
| 615 Cement Aluminum | 4' x 8' | Aluminum | | .055 | .025 | .359 lb / sq ft |
| 616 Brass Etch Aluminum | 4' x 8' | Aluminum | | .055 | .025 | .359 lb / sq ft |
| 617 Steel Etch Aluminum | 4' x 8' | Aluminum | | .055 | .025 | .359 lb / sq ft |
| 618 Black and Tan Aluminum | 4' x 8' | Aluminum | | .055 | .025 | .359 lb / sq ft |
| 700 Series | Sheet Size | Base Metal | HPL | Phenolic | Metal | Weight sq ft |
| 701 Polished Aluminum | 4' x 8', 4' x 10' | Aluminum | .038 | | | .316 lb / sq ft |
| 702 Brushed Aluminum | 4' x 8', 4' x 10' | Aluminum | .032 | | | .316 lb / sq ft |
| 703 Polished Brass Aluminum | 4' x 8', 4' x 10' | Aluminum | .038 | | | .316 lb / sq ft |
| 704 Brushed Light Brass Aluminum | 4' x 8', 4' x 10' | Aluminum | .032 | | | .316 lb / sq ft |
| 706 Satin Copper | 4' x 8', 4' x 10' | Copper | .032 | | | .316 lb / sq ft |
| 707 Cross Brush Aluminum | 4' x 8' | Aluminum | .032 | | | .316 lb / sq ft |
| 712 Brushed Stainless Steel | 4' x 8' | Steel | .032 | | | .316 lb / sq ft |
| 717 Black Brushed Aluminum | 4' x 8' | Aluminum | .032 | | | .316 lb / sq ft |
| 719 Satin Silver Aluminum | 4' x 8', 4' x 10' | Aluminum | .032 | | | .316 lb / sq ft |
| 720 Brushed Smoked Aluminum | 4' x 8', 4' x 10' | Aluminum | .032 | | | .316 lb / sq ft |
| 721 Oiled Bronze Aluminum | 4' x 8', 4' x 10' | Aluminum | .032 | | | .316 lb / sq ft |
| 724 Champagne Brushed Aluminum | 4' x 8' | Aluminum | .032 | | | .316 lb / sq ft |
| 727 Light Stainless Steel Aluminum | 4' x 8', 4' x 10' | Aluminum | .032 | | | .316 lb / sq ft |
| 791 Natural Brushed Aluminum | 4' x 8', 4' x 10' | Aluminum | .032 | | | .316 lb / sq ft |
| 796 Stainless Steel Aluminum | 4' x 8', 4' x 10' | Aluminum | .032 | | | .316 lb / sq ft |
| 800 Series | Sheet Size | Base Metal | HPL | Phenolic | Metal | Weight sq ft |
| 801 Polished Chrome | 2' x 8', 2' x 10' | Brass | | .042 | 0.016 | .89 lb / sq ft |
| 802 Satin Chrome | 2' x 8', 2' x 10' | Brass | | .042 | 0.016 | .89 lb / sq ft |
| 803 Polished Solid Brass | 2' x 8', 2' x 10' | Brass | | .042 | 0.016 | .89 lb / sq ft |
| 804 Satin Solid Brass | 2' x 8', 2' x 10' | Brass | | .042 | 0.016 | .89 lb / sq ft |
| 812 Satin Smoked Chrome | 2' x 8', 2' x 10' | Brass | | .042 | 0.016 | .89 lb / sq ft |
| 814 Satin Golden Bronze | 2' x 8', 2' x 10' | Bronze | | .042 | 0.016 | .92 lb / sq ft |
| 900 Series | Sheet Size | Base Metal | HPL | Phenolic | Metal | Weight sq ft |
| 901 Polished Aluminum | 4' x 8', 4' x 10' | Aluminum | | .055 | .025 | .359 lb / sq ft |
| 902 Brushed Aluminum | 4' x 8', 4' x 10' | Aluminum | | .055 | .025 | .359 lb / sq ft |
| 903 Polished Brass Aluminum | 4' x 8', 4' x 10' | Aluminum | | .055 | .025 | .359 lb / sq ft |
| 904 Brushed Light Brass Aluminum | 4' x 8', 4' x 10' | Aluminum | | .055 | .025 | .359 lb / sq ft |
| 906 Brushed Copper Aluminum | 4' x 8', 4' x 10' | Aluminum | | .055 | .025 | .359 lb / sq ft |
| 908 Satin Black Aluminum | 4' x 8', 4' x 10' | Aluminum | | .055 | .025 | .359 lb / sq ft |
| 909 Satin Silver Aluminum | 4' x 8', 4' x 10' | Aluminum | | .055 | .025 | .359 lb / sq ft |
| 910 Satin Gold Aluminum | 4' x 8', 4' x 10' | Aluminum | | .055 | .025 | .359 lb / sq ft |
| 911 Polished Smoked Aluminum | 4' x 8', 4' x 10' | Aluminum | | .055 | .025 | .359 lb / sq ft |
| 912 Satin Bronze Aluminum | 4' x 8', 4' x 10' | Aluminum | | .055 | .025 | .359 lb / sq ft |
| 915 Brushed Brass Aluminum | 4' x 8', 4' x 10' | Aluminum | | .055 | .025 | .359 lb / sq ft |
| 916 Brushed Pewter Aluminum | 4' x 8', 4' x 10' | Aluminum | | .055 | .025 | .359 lb / sq ft |
| 917 Brushed Black Aluminum | 4' x 8', 4' x 10' | Aluminum | | .055 | .025 | .359 lb / sq ft |
| 924 Bronze Stainless Aluminum | 4' x 8', 4' x 10' | Aluminum | | .055 | .025 | .359 lb / sq ft |
| 925 Brushed Medium Bronze Alum. | 4' x 8', 4' x 10' | Aluminum | | .055 | .025 | .359 lb / sq ft |
| 927 Light Stainless Aluminum | 4' x 8', 4' x 10' | Aluminum | | .055 | .025 | .359 lb / sq ft |
| 931 Brushed Golden Aluminum | 4' x 8', 4' x 10' | Aluminum | | .055 | .025 | .359 lb / sq ft |
| 933 Rose Gold Aluminum | 4' x 8', 4' x 10' | Aluminum | | .055 | .025 | .359 lb / sq ft |
| 934 Light Bronze Aluminum | 4' x 8', 4' x 10' | Aluminum | | .055 | .025 | .359 lb / sq ft |
| 935 Dark Bronze Aluminum | 4' x 8', 4' x 10' | Aluminum | | .055 | .025 | .359 lb / sq ft |
| 936 Champagne Brass Aluminum | 4' x 8', 4' x 10' | Aluminum | | .055 | .025 | .359 lb / sq ft |
| 937 Antique Copper Aluminum | 4' x 8', 4' x 10' | Aluminum | | .055 | .025 | .359 lb / sq ft |
| 943 Polished Bronze Aluminum | 4' x 8', 4' x 10' | Aluminum | | .055 | .025 | .359 lb / sq ft |
| 944 Glowing Bronze Aluminum | 4' x 8', 4' x 10' | Aluminum | | .055 | .025 | .359 lb / sq ft |
| 950 Brushed Blued Aluminum | 4' x 8', 4' x 10' | Aluminum | | .055 | .025 | .359 lb / sq ft |

Weights shown reflect standard way material is stocked.

(Shipping cont.)

Chemetal recommends that all sheets of solid metal be shipped flat. The customer assumes all responsibility for sheets of solid metal that are rolled and shipped in a carton(s). When materials are rolled, care must be taken to avoid bending. Do not compress coils. Material with a backer must have the face out. Rolling with the face in will crack the backing material. Roll loosely to a minimum diameter of 18 inches. Chemetal cannot roll sheets of 48" wide metal that are backed with a low pressure laminate backer, these must be shipped flat.

All HPL backed Chemetal (200 and 700 Series) may be rolled and shipped in a carton. It is often cost effective to ship HPL backed Chemetal flat for orders greater than four sheets.

DIRECTIONAL ARROWS ON SHEETS:

Many Chemetal designs are marked on protective mask or label with directional arrows, indicating direction of finish. With multiple sheet installations, sheets must be installed with arrows pointing in same direction, otherwise sheets may reflect light differently and not match up.

CHEMETAL SUBSTRATE AND ADHESIVE CONDITIONING:

We recommend that all Chemetal materials, and the adhesives and substrates they are to be bonded to, remain in the same environment for a period of five to seven days for optimal pre-conditioning. A minimum of 48 hours is recommended for pre-conditioning. These times are recommended although decorative metal laminates have minimal dimensional change.

Chemetal should not be used in areas exposed to water, moisture, high humidity or high heat for prolonged periods of time. Do not use Chemetal in exterior installations except noted 600 Series designs.

LOW PRESSURE LAMINATE BACKER LIMITATIONS:

Chemetal 200 and 700 Series and some 300 Series designs are high pressure laminates. All other materials are solid metal with a backer option. When a laminate backer is added to any other Chemetal product # or Series, this is a low pressure laminate backer. Low pressure laminates cannot be used with hot melt glue systems and edge-banding machines that adhere at temperatures in excess of 150 degrees Fahrenheit.

RECOMMENDED SUBSTRATES:

Proper substrates must be used and careful bonding procedures observed. Substrates should be good quality plywood, high density particleboard, fiberboard or MDF. Do not use drywall, plaster, concrete or gypsum board.

Substrate should be a smooth surface free of debris, dirt and imperfections. Inconsistencies in substrate surface will project through and show in finished product.

If you have questions about using Chemetal, please contact us.

sales@chemetal.com
800 807-7341
chemetal.com





Chemetal #353 Alu Medium (custom iteration) as office system inserts.

metal designs and laminates for interior spaces
chemetal.com






Chemetal #701 Polished Aluminum, #901 Polished Aluminum flooring for Marc Jacobs runway show.

metal designs and laminates for interior spaces
chemetal.com

CHEMETAL



Chemetal #349 Factory as accent wall/column in office spaces.

metal designs and laminates for interior spaces
chemetal.com





Chemetal #903-T Polished Brass Triangles, set design.



Chemetal #310 Antique Brushed Brass as wall panels





Chemetal #814 Satin Golden Bronze in beauty products retail display.

metal designs and laminates for interior spaces
chemetal.com





Chemetal #814 Satin Golden Bronze in beauty products retail display.



metal designs and laminates for interior spaces
chemetal.com

CHEMETAL



Chemetal #906 Brushed Copper Aluminum in whiskey/scotch boutique.



metal designs and laminates for interior spaces
chemetal.com





Chemetal #906 Brushed Copper Aluminum in whiskey/scotch boutique.



Chemetal #440 Crescendo Aluminum as backsplash.





Chemetal #504 Grasshopper



Chemetal #501 Noodle Bar as backsplash.



Chemetal #917 Brushed Black Aluminum as kitchen counter front.



Chemetal #901 Polished Aluminum "W" in airport lounge.



Chemetal #902 Brushed Aluminum strips in car showroom display.



Chemetal #340 Monet as bar/restaurant tabletops



Chemetal #343 Meteor as bar/restaurant counter front

metal designs and laminates for interior spaces
chemetal.com





Chemetal #151 Magnetic Chalkboard



Chemetal #504 Grasshopper as counter front

metal designs and laminates for interior spaces
chemetal.com





Chemetal #906 Brushed Copper Aluminum



Chemetal #314 Mayan and #318 Essex as bar/restaurant counter front



Chemetal #349 Factory



Chemetal #349 Factory



Chemetal #333 Franklin as bar/restaurant tabletops



Chemetal #427 Placid Aluminum Real Red as tabletop. material is inlaid and epoxy coated.



Chemetal #600 Weathered Aluminum as wall panels, public space.



Chemetal #152 White Gloss Magnetic Dry Erase



Chemetal #427 Placid Aluminum as wall panel/accent in offices.

metal designs and laminates for interior spaces
chemetal.com





Chemetal #350 Factory Dark as wall panel in office spaces.



Chemetal #349 Factory as accent wall/column in office space (far right).



Chemetal #917 Brushed Black Aluminum as accent side wall in meeting space.



Chemetal #909 Satin Silver Aluminum as column wraps in showroom.



Chemetal #353 Alu Medium in furniture showroom at NeoCon.



Chemetal #353 Alu Medium in furniture showroom at NeoCon.



Chemetal #310 Antique Brushed Brass as wall panels



metal designs and laminates for interior spaces
chemetal.com





Chemetal # 908 Satin Black Aluminum, #804 Satin Solid Brass, DIFFA project.




Chemetal #804 Satin Solid Brass, DIFFA project.



Chemetal #701 Polished Aluminum, #901 Polished Aluminum flooring for Marc Jacobs runway show.



Chemetal #901-T Clear Polished Dome, set design.



Chemetal #943-D Polished Bronze Dome, set design.

metal designs and laminates for interior spaces
chemetal.com

CHEMETAL



Chemetal #310 Antique Brushed Brass and #325 Statuary Brass in Emmy Award set.



Chemetal custom oxidized metal wall panels for NY Fashion Week runway show.



Chemetal custom oxidized metal wall panels for NY Fashion Week runway show.



Chemetal custom oxidized metal wall panels for NY Fashion Week runway show.



Chemetal #325 Statuary Brass, custom light fixture



Chemetal #318 Essex, casino bar front

metal designs and laminates for interior spaces
chemetal.com





Chemetal #427 Placid Aluminum Cider Tint, panels and inlays in casino bar.



metal designs and laminates for interior spaces
chemetal.com

CHEMETAL



Chemetal #151 Black Magnetic Chalkboard and #152 White Magnetic Dry Erase



Chemetal #791 Natural Brushed Aluminum in trade show display.



metal designs and laminates for interior spaces
chemetal.com





Chemetal #427 Placid Aluminum, trade show display panels



metal designs and laminates for interior spaces
chemetal.com

CHEMETAL